

barcelona

EPF CONFERENCE 2011

Workshop: How the cross-border services could be improved. The case between France and Spain

AAFCB, 11 de març de 2011

Xavier Lujan Calvo, Josep Maria Olivé, Ricard Riol, Francesc Xandri

1 Cross-border rail links in Spain

With France

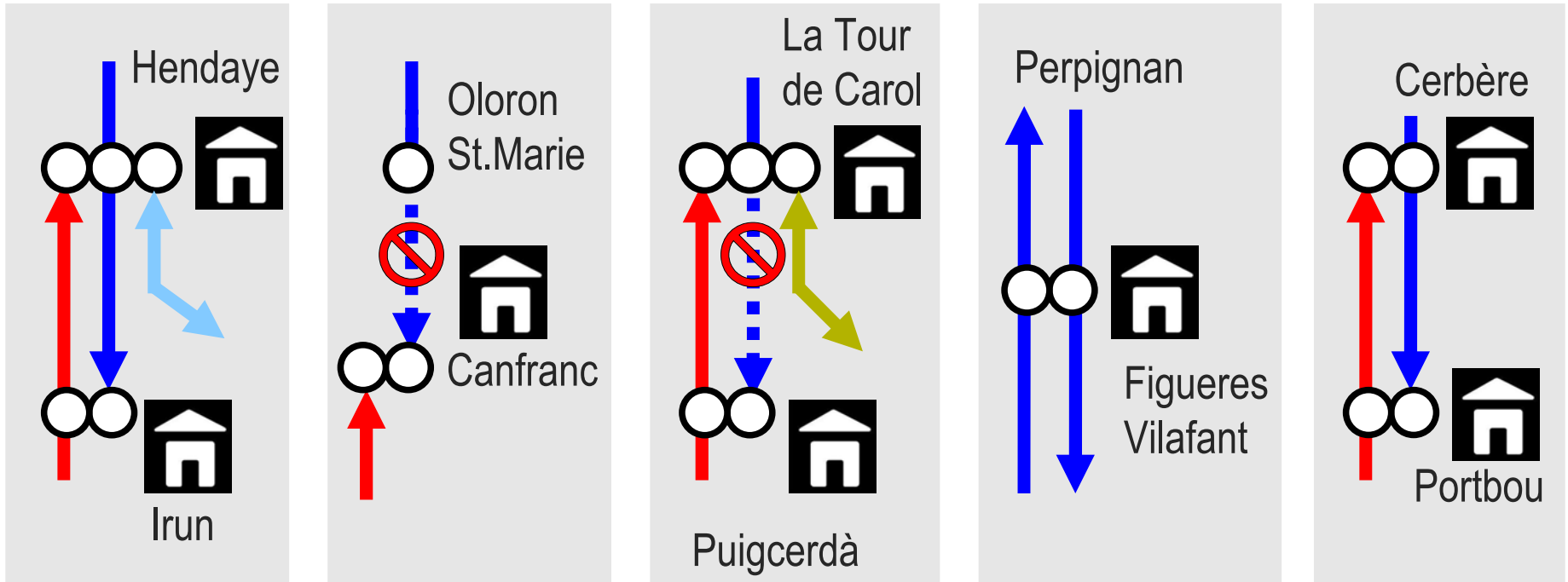
In service	Portbou - Cerbère Vilafant – le Soler (HSL partially inaugurated) Puigcerdà – Latour de Carol Irun – Hendaie (x2)
Out of service	Canfranc – Pau (replaced with a bus)
Never completed	La Pobla de Segur – Saint Giron

With Portugal

In service	Tui – Valença do Minho Fuentes de Oñoro – Vilar formoso Valencia de Alcántara – Beira Marvao Badajoz - Elvas
Out of service	Fuente de San Esteban - Pocinho
Never completed	Ayamonte – Vilareal de Santo António

1 Cross-border rail links in Spain

A strange reciprocity at border stations



— Iberian Gauge
— UIC Gauge

— Metric Gauge (Train Jaune SNCF)
— Metric Gauge (Topo. EuskoTren)

1 Cross-border rail links in Spain

LA TOUR DE CAROL



1 Cross-border rail links in Spain

CANFRANC



1 Cross-border rail links in Spain

CANFRANC



1 Cross-border rail links in Spain

HENDAIA



1 Cross-border rail links in Spain

A strange reciprocity at border stations



1 Cross-border rail links in Spain

A strange reciprocity at border stations





FRANCE

PORTUGAL

are Nostrum

2 Timetables for HSL line between Barcelona and Perpignan



Horaris Horaires

Paris <> Figueres Vilafant <> Barcelona

	TGV	ALV.	TGV	ALV.
	DIARI	DIARI	DIARI	DIARI
Paris-Lyon	07:20	-	15:20	-
Perpignan	12:24	-	20:25	-
Figueres Vilafant	12:47	13:03	20:48	21:03
Girona	-	13:32	-	21:33
Barcelona-Sants	-	14:46	-	22:45

	ALV.	TGV	ALV.	TGV
	DIARI	DIARI	DIARI	DIARI
Barcelona-Sants	09:00	-	13:00	-
Girona	10:12	-	14:10	-
Figueres Vilafant	10:42	11:06	14:40	15:02
Perpignan	-	11:35	-	15:31
Paris-Lyon	-	16:41	-	20:41

Alv. Alvia. Fast Train. Renfe
Arc. Arco. Renfe
Diu. Diurno. Renfe.
Est. Estrella. Night Train. Renfe
Lun. Lunéa. Night Train. SNCF
R3 Commuter Train. Renfe

TER Regional Train. SNCF
TGV High Speed Train. SNCF
TH Talgo Trainhotel. Renfe + SNCF
 Cross-border direct train
 Transfer possibilities

3 Timetables between Portbou and Cerbère

Horaris / Horaires **Montpellier > Cerbère / Portbou > Barcelona**
De dilluns a divendres feiners // Du lundi au vendredi

	TH	R	TER	NZ	TER	R	NZ	Talgo	TER	R	TER	MD	R	TGV	ALV.	TER	MD	TER	R	R	TER	R	TER	TER	R	TER	Est.	TER	MD	TGV	ALV.	TER		
	LMXJV	LMXJV	LMXJV	LMXJV	LMXJV	LMXJV	LMXJV	LMXJV	LMXJV	LMXJV	LMXJV	LMXJV	LMXJV	LMXJV	LMXJV	LMXJV	LMXJV	LMXJV	LMXJV	LMXJV	LMXJV	LMXJV	LMXJV	LMXJV	LMXJV	LMXJV	LMXJV	LMXJV	LMXJV	LMXJV	LMXJV	LMXJV		
Paris	20:34	-	-	21:56	-	-	Strasb.	-	-	-	-	-	-	07:20	-	-	-	-	-	-	-	-	-	-	-	-	-	-	-	-	-	-		
Montpellier		-	-		-	-	06:27	07:27	-	-	-	-	-	10:43	-	-	-	-	-	-	-	-	-	-	-	-	-	-	-	-	-	-		
Narbonne		-	-	06:14	-	-	07:38	08:20	08:55	-	09:38	-	-	11:44	-	11:30	-	-	-	-	-	-	-	16:16	-	-	-	-	-	-	-	-		
Perpignan		-	06:23	07:20	07:45	-	08:25	08:56	09:38	-	10:25	-	-	12:24	-	12:15	-	13:46	-	-	-	-	15:40	-	17:00	17:55	-	18:32	-	19:26	-	20:25	-	22:10
Cerbère		-	07:00	08:12	08:19	-	09:14	09:34	10:14	-	11:02	-	-		-	12:54	-	14:23	-	-	-	-	16:17	-	17:35	18:32	-	19:07	-	20:07	-		-	22:45
Portbou		06:59	-	08:21	-	08:29	09:23	09:52	-	10:29	-	11:26	12:29		-	12:58	13:26	14:27	14:29	15:59	16:21	17:27	-	18:36	18:59	-	19:40	20:11	20:27		-	-		
Figueres-Vilafant			-	-	-		-		-		-			12:47	13:03	-		-			-		-	-		-		-		-		20:48	21:03	-
Figueres	06:25	07:24	-	-	-	08:54	-	10:13	-	10:54	-	11:47	12:54	-		-		-	14:54	16:24	-	17:52	-	-	19:24	-	20:05	-	20:49	-		-		
Girona	06:55	08:02	-	-	-	09:32	-	10:42	-	11:32	-	12:17	13:32	-	13:32	-		-	15:32	17:02	-	18:30	-	-	20:02	-	20:42	-	21:19	-	21:33	-		
Estació de França	08:24		-	-	-		-		-		-			-		-		-			-		-	-		-		-		-		-		
Passeig de Gràcia	-	09:34	-	-	-	11:05	-		-	13:04	-	13:34	15:04	-		-	15:34	-	17:05	18:35	-	20:05	-	-	21:35	-		-	22:34	-		-		
Barcelona-Sants	-	09:39	-	-	-	11:09	-	11:48	-	13:09	-	13:39	15:09	-	14:46	-	15:39	-	17:09	18:39	-	20:09	-	-	21:39	-	22:06	-	22:39	-	22:45	-		

Madrid

- Alv. Alvia. Fast Train. Renfe
- Arc. Arco. Renfe
- Diu. Diurno. Renfe.
- Est. Estrella. Night Train. Renfe
- Lun. Lunéa. Night Train. SNCF
- R3 Commuter Train. Renfe

- TER
- TGV
- TH
-
-
-

- Regional Train. SNCF
- High Speed Train. SNCF
- Talgo Trainhotel. Renfe + SNCF
- Cross-border direct train
- Transfer possibilities

3 Timetables between Portbou and Cerbère

Horaris
Horaires

Montpellier > Cerbère / Portbou > Barcelona

Dissabtes, diumenges i festius // *Samedis, dimanches et jours fériés*

	TH	R	NZ	R	NZ	Talgo	TER	R	TER	MD	TGV	ALV.	R	TER	MD	TER	R	MD	R	TER	R	MD	TER	MD	TER	R	TER	R	Est.	TGV	ALV.	TER	R	TER		
	S+D	S	S+D	S+D	S+D	S+D	S	S+D	S+D	S+D	S+D	S+D	S+D	S+D	S+D	S+D	S+D	S+D	S+D	D	S	S	S+D	S+D	D	S+D	D	S	S+D	S+D	S+D	S+D	S+D	S+D	S+D	
Paris	20:34	-	21:56	-	Strasb.	-	-	-	-	-	07:20	-	-	-	-	-	-	-	-	-	-	-	-	-	-	-	-	-	-	-	-	-	-	-	-	
Montpellier		-		-	06:27	07:27	-	-	-	-	10:43	-	-	-	-	-	-	-	-	-	-	-	-	-	-	-	-	-	-	-	-	-	-	-	-	
Narbonne		-	06:14	-	07:38	08:20	08:55	-	09:38	-	11:44	-	-	11:30	-	-	-	-	-	-	-	-	16:16	-	-	-	-	-	-	-	-	-	-	-	-	21:32
Perpignan		-	07:20	-	08:25	08:56	09:38	-	10:25	-	12:24	-	-	12:15	-	13:46	-	-	-	-	-	-	17:00	-	17:55	-	18:32	-	-	-	-	-	-	-	-	22:10
Cerbère		-	08:12	-	09:14	09:31	10:14	-	11:02	-		-	-	12:54	-	14:23	-	-	-	-	-	-	17:35	-	18:32	-	19:07	-	-	-	-	-	-	-	22:45	
Portbou		06:59	08:21	08:29	09:23	09:52	-	10:29	-	11:26		-	12:29	12:58	13:26	14:27	14:29	15:26	15:59	16:21	16:29	17:26	-	17:56	18:36	18:39	-	19:31	19:40		-	20:11	20:30	-		
Figueres-Vilafant			-		-		-		-		12:47	13:03		-		-				-		-		-		-							20:48	21:03	-	
Figueres	06:25	07:24	-	08:54	-	10:13	-	10:54	-	11:47	-		12:54	-	13:47	-	14:54	15:47	16:24	-	16:54	17:47	-	18:17	-	19:04	-	19:56	20:05	-		-	20:52	-		
Girona	06:55	08:02	-	09:32	-	10:42	-	11:32	-	12:17	-	13:32	13:32	-	14:17	-	15:32	16:17	17:02	-	17:32	18:17	-	18:47	-	19:42	-	20:34	20:42	-	21:33	-	21:22	-		
Estació de França	08:24		-		-		-		-		-			-		-				-		-		-		-								-		
Passeig de Gràcia	-	09:34	-	11:05	-		-	13:04	-	13:34	-		15:04	-	15:34	-	17:05	17:34	18:35	-	19:05	19:34	-	20:04	-	21:04	-	22:09		-		-	22:46	-		
Barcelona-Sants	-	09:39	-	11:09	-	11:48	-	13:09	-	13:39	-	14:46	15:09	-	15:39	-	17:09	17:39	18:39	-	19:09	19:39	-	20:09	-	21:09	-	22:13	22:06	-	22:45	-	22:50	-		

Madrid

- Alv. Alvia. Fast Train. Renfe
- Arc. Arco. Renfe
- Diu. Diurno. Renfe.
- Est. Estrella. Night Train. Renfe
- Lun. Lunéa. Night Train. SNCF
- R3 Commuter Train. Renfe

- TER Regional Train. SNCF
- TGV High Speed Train. SNCF
- TH Talgo Trainhotel. Renfe + SNCF
- Cross-border direct train
- Transfer possibilities

3 Timetables between Portbou and Cerbère

Horaris
Horaires

Barcelona > Portbou / Cerbère > Montpellier
De dilluns a divendres feiners // Du lundi au vendredi

	TER	TER	TER	TEOZ	R	R	MD	Est.	TER	ALV.	TGV	R	TER	MD	R	TER	TER	TER	ALV.	TGV	R	TER	TER	R	TER	Talgo	R	NZ	MD	NZ	R	TH
	LMXJV	LMXJV	LMXJV	LMXJV	LMXJV	LMXJV	LMXJV	LMXJV	LMXJV	LMXJV	LMXJV	LMXJV	LMXJV	LMXJV	LMXJV	LMXJV	LMXJV	LMXJV	LMXJV	LMXJV	LMXJV	LMXJV	LMXJV	LMXJV	LMXJV	LMXJV	LMXJV	LMXJV	LMXJV	LMXJV	LMXJV	LMXJV
	Madrid																Lorca - Sutillena															
Barcelona-Sants	-	-	-	-	06:16	07:16	08:16		-	09:00	-	09:16	-	10:16	11:16	-	-	-	13:00	-	13:16	-	-	15:16	-	16:42	17:16	-	17:46	-	19:16	-
Passeig de Gràcia	-	-	-	-	06:20	07:20	08:21		-		-	09:20	-	10:21	11:20	-	-	-		-	13:20	-	-	15:20	-		17:20	-	17:51	-	19:20	-
Estació de França	-	-	-	-					-		-		-			-	-	-		-		-		-				-		-		21:05
Girona	-	-	-	-	07:50	09:00	09:36	09:25	-	10:12	-	10:50	-	11:36	12:50	-	-	-	14:10	-	14:50	-	-	16:50	-	17:48	18:50	-	19:06	-	20:52	22:17
Figueres	-	-	-	-	08:30	09:39	10:09	09:58	-		-	11:29	-	12:09	13:30	-	-	-		-	15:30	-	-	17:29	-	18:15	19:30	-	19:39	-	21:36	22:47
Figueres-Vilafant	-	-	-	-					-	10:42	11:06		-			-	-	-	14:40	15:02		-		-				-		-		
Portbou	-	-	-	-	08:55	10:05	10:30	10:30	-	-		11:55	-	12:30	13:55	-	-	-	-		15:55	-	-	17:55	-	18:42	19:55	-	20:00	-	22:02	
Cerbère	05:40	06:41	07:18	07:50	09:00	10:10	-	10:35	10:35	-		12:00	12:26	-	14:00	14:13	15:01	15:41	-		16:00	16:46	17:18	18:00	18:25	19:07	20:00	20:43	-	21:21	-	
Perpignan	06:20	07:19	08:04	08:42	-	-	-	-	11:16	-	11:29	-	13:02	-	-	14:50	15:37	16:27	-	15:25	-	17:25	18:04	-	19:02	19:37	-	21:34	-	22:10	-	
Narbonne	07:05	08:01	08:44	09:38	-	-	-	-	12:10	-	12:08	-	-	-	-	15:32	-	17:05	-	16:07	-	-	18:52	-	19:45	20:18	-	22:15	-	23:04	-	
Montpellier	-	-	-		-	-	-	-	-	-	13:12	-	-	-	-	-	-	-	-	17:07	-	-	-	-	-	21:09	-	23:21	-	-	-	
Paris	-	-	-	17:41	-	-	-	-	-	-	-	16:41	-	-	-	-	-	-	-	20:41	-	-	-	-	-	-	-	Strasb.	-	07:27	-	09:01

- Alv. Alvia. Fast Train. Renfe
- Arc. Arco. Renfe
- Diu. Diurno. Renfe.
- Est. Estrella. Night Train. Renfe
- Lun. Lunéa. Night Train. SNCF
- R3 Commuter Train. Renfe

- TER Regional Train. SNCF
- TGV High Speed Train. SNCF
- TH Talgo Trainhotel. Renfe + SNCF
- Cross-border direct train
- Transfer possibilities

3 Timetables between Portbou and Cerbère

Horaris
Horaires

Barcelona > Portbou / Cerbère > Montpellier

Dissabtes, diumenges i festius // *Samedis, dimanches et jours fériés*

	TER	TER	TER	TEOZ	R	Est.	MD	TER	R	ALV.	TGV	MD	TER	R	MD	TER	R	TER	ALV.	TGV	MD	MD	MD	TER	TER	R	TER	Talgo	R	NZ	NZ	R	TH	
	S+D	S	S+D	S+D	S	S+D	S+D	S+D	S+D	S+D	S+D	S+D	S+D	S+D	S+D	S+D	S+D	S+D	S+D	S+D	S+D	D	S	D	D	S+D	S+D	LMXJV	S+D	S+D	S+D	S+D	S+D	LMXJV
	Madrid																Lorca - Sutullena																	
Barcelona-Sants	-	-	-	-	06:46		07:46	-	08:46	09:00	-	09:46	-	10:46	11:46	-	12:46	-	13:00	-	13:46	14:16	14:46	-	-	15:16	-	16:42	17:16	-	-	19:16	-	
Passeig de Gràcia	-	-	-	-	06:50		07:51	-	08:50		-	09:51	-	10:50	11:51	-	12:50	-		-	13:51	14:21	14:51	-	-	15:20	-		17:20	-	-	19:20	-	
Estació de França	-	-	-	-				-			-		-			-		-		-				-	-		-			-	-		21:05	
Girona	-	-	-	-	08:20	09:25	09:06	-	10:23	10:12	-	11:06	-	12:20	13:06	-	14:20	-	14:10	-	15:06	15:36	16:06	-	-	16:50	-	17:48	18:50	-	-	20:52	22:17	
Figueras	-	-	-	-	08:59	09:58	09:39	-	11:02		-	11:39	-	12:59	13:39	-	14:59	-		-	15:39	16:09	16:39	-	-	17:29	-	18:15	19:29	-	-	21:36	22:47	
Figueras-Vilafant	-	-	-	-			-			10:42	11:06		-			-		-	14:40	15:02				-	-		-			-	-			
Portbou	-	-	-	-	09:25	10:30	10:00	-	11:28	-		12:00	-	13:25	14:00	-	15:25	-	-		16:00	16:30	17:00	-	-	17:55	-	18:42	19:55	-	-	22:02		
Cerbère	05:40	06:41	07:18	07:50	09:30	10:35	-	10:35	11:33	-		-	12:26	13:30	-	14:13	15:30	15:41	-		-	-	-	17:18	17:38	18:00	18:25	19:07	20:00	20:43	21:21	-		
Perpignan	06:18	07:19	08:04	08:42	-	-	-	11:16	-	-	11:29	-	13:02	-	-	14:50	-	16:27	-	15:25	-	-	-	18:04	18:16	-	19:02	19:37	-	21:34	22:10	-		
Narbonne	07:02	08:01	08:44	09:38	-	-	-	12:11	-	-	12:08	-	-	-	-	15:32	-	17:05	-	16:07	-	-	-	18:52	19:13	-	19:45	20:18	-	22:15	23:04	-		
Montpellier	-	-	-		-	-	-	-	-	-	13:12	-	-	-	-	-	-	-	-	-	17:07	-	-	-	-	-	-	21:09	-	23:21		-		
Paris	-	-	-	17:41	-	-	-	-	-	-	16:41	-	-	-	-	-	-	-	-	-	20:41	-	-	-	-	-	-	-	-	-	Strasb.	07:27	-	09:01

Alv. Alvia. Fast Train. Renfe
 Arc. Arco. Renfe
 Diu. Diurno. Renfe.
 Est. Estrella. Night Train. Renfe
 Lun. Lunéa. Night Train. SNCF
 R3 Commuter Train. Renfe

TER Regional Train. SNCF
 TGV High Speed Train. SNCF
 TH Talgo Trainhotel. Renfe + SNCF
 Cross-border direct train
 Transfer possibilities

4 Timetables between Puigcerdà and la Tour de Carol

Horaris *Horaires*

Barcelona > La Tor de Querol > Toulouse / Vilefranche

	TER	TER	TER	TER	R3	R3	TER	R3	TER	CAR	TER	R3	TER	R3	LUN	R3	R3
	LMXJV·	DIARI	DIARI	S + D	DIARI	DIARI	DIARI	DIARI	DIARI	LMXJV·	DIARI	DIARI	DIARI	DIARI	DIARI	LMXJV·	DIARI
Barcelona-Sants	-	-	-	-	07:00	09:36	-	12:06	-	-	-	15:16	-	17:06	-	18:27	18:57
Barcelona-Pl. Catalunya	-	-	-	-	07:05	09:41	-	12:11	-	-	-	15:21	-	17:11	-	18:32	19:02
Vic	-	-	-	-	08:20	10:46	-	13:20	-	-	-	16:25	-	18:22	-	19:36	20:22
Puigcerdà	-	-	-	-	09:56	12:28	-	14:52	-	-	-	18:05	-	20:03	-	20:56	21:53
La Tor de Querol-Enveitg	05:21	07:21	08:27	09:21	10:02	12:34	13:21	14:58	15:05	15:30	17:21	18:11	19:21	-	20:20	-	-
Foix	07:05	09:07		11:07	-	-	15:07	-		17:20	19:07	-	21:07	-	22:35	-	-
Toulouse-Matabiau	08:18	10:16		12:15	-	-	16:16	-		-	20:16	-	22:15	-		-	-
Vilefranche-Vernet-les-Bains	-	-	11:27	-	-	-	-	-	18:03	-	-	-	-	-		-	-
Paris	-	-	-	-	-	-	-	-	-	-	-	-	-	-	06:57	-	-

Alv. Alvia. Fast Train. Renfe
 Arc. Arco. Renfe
 Diu. Diurno. Renfe.
 Est. Estrella. Night Train. Renfe
 Lun. Lunéa. Night Train. SNCF
 R3 Commuter Train. Renfe

TER

TGV

TH






Regional Train. SNCF
 High Speed Train. SNCF
 Talgo Trainhotel. Renfe + SNCF
 Cross-border direct train
 Transfer possibilities

4 Timetables between Puigcerdà and la Tour de Carol

Horaris Horaires		Toulouse / Vilefranche > La Tor de Querol > Barcelona															
		R3	R3	LUN	R3	TER	R3	TER	TER	R3	TER	R3	TER	R3	TER	TER	TER
		LMXJV--	DIARI	DIARI	DIARI	DIARI	DIARI	DIARI	DIARI	DIARI	DIARI	DIARI	DIARI	DIARI	DIARI	DIARI	DIARI
Paris	✓	-	-	21:56	-	-	-	-	-	-	-	-	-	-	-	-	-
Vilefranche-Vernet-les-Bains	✓	-	-		-	-	-	08:50	-	-	-	-	-	-	-	18:27	-
Toulouse-Matabiau	✓	-	-		-	06:50	-		08:50	-	10:50	-	14:50	-	16:50		18:50
Foix	✓	-	-	05:58	-	08:01	-		10:01	-	12:01	-	16:01	-	18:01		20:01
La Tor de Querol-Enveitg	✓	-	-	07:51	08:46	09:52	11:20	11:51	11:52	13:43	13:52	16:57	17:52	18:55	19:52	21:14	21:52
Puigcerdà	✓	06:20	06:53	-	08:52	-	11:26	-	-	13:49	-	17:03	-	19:01	-	-	-
Vic	✓	07:43	08:24	-	10:22	-	12:59	-	-	15:17	-	18:37	-	20:38	-	-	-
Barcelona-Pl. Catalunya	✓	08:50	09:35	-	11:32	-	14:02	-	-	16:32	-	19:44	-	21:50	-	-	-
Barcelona-Sants	✓	08:55	09:40	-	11:37	-	14:07	-	-	16:37	-	19:49	-	21:55	-	-	-

Alv. Alvia. Fast Train. Renfe
Arc. Arco. Renfe
Diu. Diurno. Renfe.
Est. Estrella. Night Train. Renfe
Lun. Lunéa. Night Train. SNCF
R3 Commuter Train. Renfe

TER Regional Train. SNCF
TGV High Speed Train. SNCF
TH Talgo Trainhotel. Renfe + SNCF
 Cross-border direct train
  Transfer possibilities

5 Timetables between Irun and Hendaye



Horaris *Horaires*

Lisboa / Madrid / Barcelona > Irun/Hendaia > Bordeaux / Paris

	TH	TER	TER	TH	TER	TGV	TER	TGV	TER	ALV.	ALV.	TGV	TER	DIU	TGV	TER	TER	TER	ARC.	ALV.	ALV.	LUN
	·XJVSD	LMXJV	LMXJV	DIARI	LMXJVS	DIARI	LMXJV	DIARI	DIARI	DIARI	DIARI	DIARI	LMXJ	DIARI	DIARI	LMXJVS	LMXJV	DIARI	DIARI	DIARI	DIARI	DIARI
Lisboa	-	-	-	16:30	-	-	-	-	-	-	-	-	-	-	-	-	-	-	-	-	-	-
Barcelona	-	-	-		-	-	-	-	-	07:35	-	-	-	-	-	-	-	-	-	-	15:35	-
Madrid	19:00	-	-		-	-	-	-	-		08:00	-	-	Salam.	-	-	-	-	Coruña		16:15	-
Donostia-S. Sebastián		-	-	06:36	-	-	-	-	-	13:02	13:20	-	-	16:35	-	-	-	-	20:09	21:10	21:38	-
Irun		-	-	06:59	-	-	-	-	-	13:25	13:47	-	-	16:57	-	-	-	-	20:32	21:32	22:00	-
Hendaia		05:17	06:32	07:10	07:25	08:00	09:05	10:26	12:15	-	13:51	14:03	16:35	17:06	17:23	17:31	18:35	19:15	20:40	-	22:05	22:09
Baiona		05:58	07:10	-	08:03	08:36	09:40	11:06	12:55	-	-	14:47	17:15	-	18:01	18:10	19:13	19:53	-	-	-	22:57
Bordeaux		08:03	09:06	-	-	10:22	-	12:45	-	-	-	16:27	-	-	19:48	-	-	22:00	-	-	-	
Paris	08:32	-	-	-	-	13:50	-	16:00	-	-	-	19:50	-	-	23:20	-	-	-	-	-	-	07:13

Service Donostia-Irun every 30 min.

Alv. Alvia. Fast Train. Renfe
 Arc. Arco. Renfe
 Diu. Diurno. Renfe.
 Est. Estrella. Night Train. Renfe
 Lun. Lunéa. Night Train. SNCF
 R3 Commuter Train. Renfe

TER Regional Train. SNCF
 TGV High Speed Train. SNCF
 TH Talgo Trainhotel. Renfe + SNCF
 Cross-border direct train
 Transfer possibilities

5 Timetables between Irun and Hendaye




Horaris Horaires

Lisboa / Madrid / Barcelona > Irun/Hendaia > Bordeaux / Paris

	TH	ALV.	LUN	TER	TER	TER	ALV.	ARC.	TER	TER	TGV	DIU	TER	TGV	ALV.	ALV.	TER	TGV	TER	TER	TER	TER	TGV	TH	TER	TGV	
	L-JVSD	DIARI	DIARI	LMXJV-	LMXJV-	LMXJV-	DIARI	DIARI	LMXJV-	DIARI	DIARI	DIARI	LMXJV-	DIARI	DIARI	DIARI	LMXJV-	LMXJVS	LMXJV-	LMXJV-	DIARI	LMXJVS	LMXJV-	DIARI	DIARI	LMXJV-D	LMXJV-D
Paris	19:45	-	23:11	-	-	-	-	-	-	-	07:15	-	-	10:10	-	-	-	11:50	-	-	-	-	15:50	-	-	18:25	
Bordeaux		-		-	-	-	-	-	06:27	-	10:23	-	-	13:15	-	-	14:27	15:32	-	-	16:35	-	17:49	19:04	-	21:31	
Baiona		-	06:39	07:03	07:31	07:53	-	-	08:28	12:01	12:20	-	14:15	14:59	-	-	16:20	17:00	16:46	17:13	18:32	19:10	19:54	20:49	-	22:58	23:08
Hendaia		-	07:25	07:36	08:06	08:27	-	-	09:02	12:35	12:59	-	14:56	15:37	-	-	16:55	17:50	18:10	18:37	19:08	19:50	20:31	21:29	-	23:31	23:43
Irun		07:30	07:36	-	-	-	08:25	08:45	-	-	13:13	13:20	-	15:43	15:55	16:20	-	-	-	-	-	-	-	21:35	22:20	-	-
Donostia-S. Sebastián		07:48	-	-	-	-	08:42	09:02	-	-	-	13:37	-	-	16:13	16:39	-	-	-	-	-	-	-	-	22:39	-	-
Madrid	09:10		-	-	-	-	14:00	Coruña	-	-	-	Salam.	-	-		22:00	-	-	-	-	-	-	-	-		-	-
Barcelona	-	13:40	-	-	-	-	-	-	-	-	-	-	-	-	21:58	-	-	-	-	-	-	-	-	-		-	-
Lisboa	-	-	-	-	-	-	-	-	-	-	-	-	-	-	-	-	-	-	-	-	-	-	-	-	10:31	-	-

Service Donostia-Irun every 30 min.

Alv. Alvia. Fast Train. Renfe
Arc. Arco. Renfe
Diu. Diurno. Renfe.
Est. Estrella. Night Train. Renfe
Lun. Lunéa. Night Train. SNCF
R3 Commuter Train. Renfe

TER Regional Train. SNCF
TGV High Speed Train. SNCF
TH Talgo Trainhotel. Renfe + SNCF
 Cross-border direct train
  Transfer possibilities

7 Problems to solve

Ticketing

Information

Confort

Connections



7 Problems to solve

Ticketing

Information

Confort

Connections



Reiseauskunft - Fahrkarten

von:

nach:

Datum: 06.10.09 Abfahrt Ankunft

Uhrzeit: 01:08

Suche English | Français

→ Reisen mit der Bahn

Egal, ob Sie nur ab und zu mal verreisen oder ständig unterwegs sind: Die Bahn ist immer der richtige Partner für Sie.

Themenwahl Reisen ▼

→ Transport und Logistik

Der DB-Konzern bietet Transport- und Logistikkompetenz auf der Schiene, im Landverkehr, in der Luft- und Seefracht, in der Kontraktlogistik und im Kombinierten Verkehr.

Themenwahl Logistik ▼

→ Geschäfte mit der Bahn

Zusätzlich zur Kernkompetenz im Personen- und Schienenverkehr haben Sie eine große Palette von Dienstleistungen zur Auswahl.

Themenwahl Geschäfte ▼

→ Das Unternehmen DB

Im Unternehmensportal finden Sie alle wichtigen Informationen rund um den DB-Konzern.

Themenwahl Unternehmen ▼

7 Problems to solve

Ticketing

Information

Confort

Connections

Reiseauskunft - Fahrkarten

von:

nach:

Datum: Abfahrt

Uhrzeit: Ankunft

DB BAHN Contacto | Ayuda | Sitemap a a+ &++ español

Home | Ofertas | Horarios y compra | Servicios | BahnCard | Vacaciones Mi Bahn

Búsqueda Selección Billete&Reserva Pago Reserva Confirmación

Opciones de búsqueda ampliada

Viaje sencillo Viaje de ida y de vuelta

Salida*

Destino*

Vía: (1)

[-> Añadir otra parada intermedia](#)

Viaje de ida* Salida Llegada

Medio de transporte Todos Todos sin ICE sólo transporte de cercanías [-> Selección ampliada de medios de transporte](#)

Datos sobre el enlace

preferir enlaces rápidos

Transporte de bicicleta

Pasajeros

adultos niños 6-14 años niños 0-5 años

1 adulto

Viajar en 2ª clase Viajar en 1ª clase

1

2

3

4

5

6

7 Problems to solve

Ticketing

Information

Confort

Connections

DB BAHN - Enlaces - Su horario p...

Modificar configuraciones

ferrocarril/automóvil/Avión **Modificar configuraciones**

opciones de visualización: Gráficas: Consumo de energía, Dióxido de carbono y Partículas finas **Visualizar**

Consumo de energía o emisiones por viaje

Consumo de los recursos energéticos
consumo de materias primas/energía primaria convertido a litros de gasolina por persona y viaje

modo	valor
ferrocarril	1,5
automóvil	6,4

Incluida la pérdida de producción de combustible y de corriente eléctrica

Dióxido de carbono
Gas de efecto invernadero, cambio climático in kg por persona y viaje

modo	valor
ferrocarril	2,1
automóvil	13,8

Incluida la producción de combustible y de corriente eléctrica

Partículas finas
Daños a la salud in g por persona y viaje

modo	valor
ferrocarril	0,77
automóvil	4,3

de la combustión, Incluida la producción de combustible y de corriente eléctrica

componente	unidad por persona y viaje	ferrocarril	automóvil
Consumo de los recursos energéticos	convertido a litros de gasolina	1,5	6,4
Dióxido de carbono	kg	2,1	13,8
Partículas finas	g	0,77	4,3

Fuente: IFEU 2008.

Informaciones de fondo sobre el Control Ambiental de Movilidad

-> Comparación ambiental objetiva Significado de los datos ambientales



7 Problems to solve

Ticketing

Information

Confort

Connections



SNCF



RENFE. Commuter train.

7 Problems to solve

Ticketing

Information

Confort


Connections

- Lots of trains could cross borders but they don't do it. Adding only one more station, with current timetables, more transfers could be guaranteed
- Too much timetables exceptions in SNCF. It difficult the coordination between Renfe and SNCF.
- We need more direct trains, without transfers

8 Technology against frontiers



8 Technology against frontiers



8 Technology against frontiers



In front of absence of infrastructure, two countries are able to connect their railways by ferry...

Why can't we ensure more direct connections when the rail infrastructure is continuous?



barcelona

EPF CONFERENCE 2011

Workshop: How the cross-border services could be improved. The case between France and Spain

AAFCEB, 11 de març de 2011

Josep Maria Olivé, Ricard Riol, Francesc Xandri